

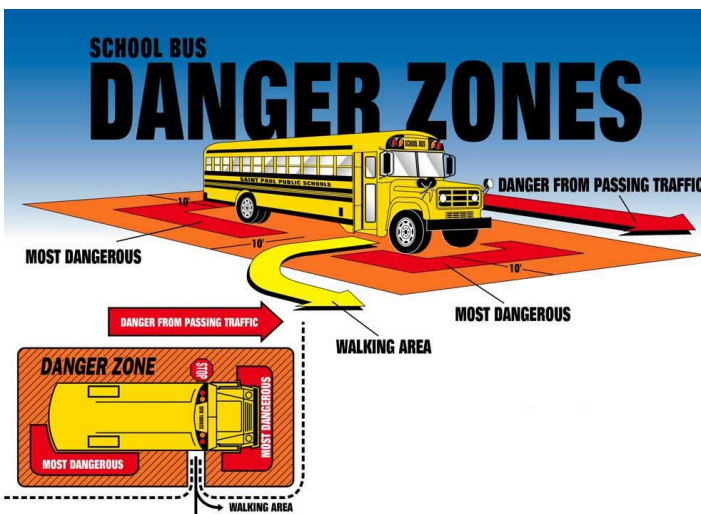
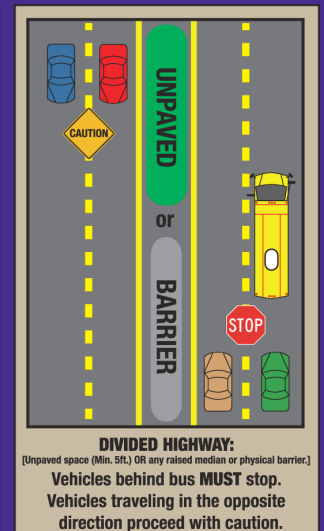
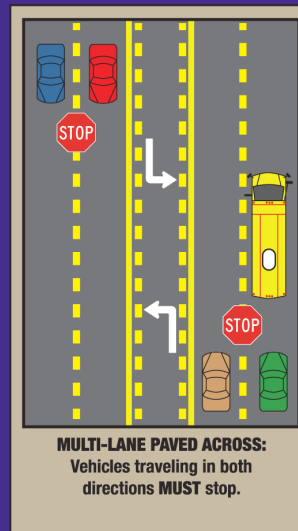
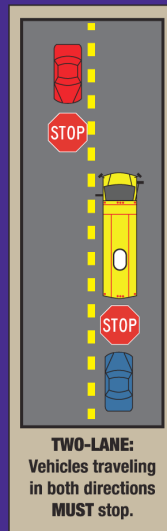
BCSC Transportation Basics

For Parents, Guardians, and the Community



If a student misses the bus, they should be driven to school. Parents & guardians should not go to another stop on the route. Drivers are trained to count students as they enter/exit the bus at each stop. Students should also not run after the bus. If the student arrives at another stop, the driver will not be looking for that student, the bus driver may not see the student in their blind spot.

Please obey the school bus stop arm. A school bus stop arm controls vehicles coming toward the bus and behind the bus. The stop arm does not control cross traffic. The Indiana Department of Education reported 554,760 stop arm violations in the state in the last school year. Two lane highways like SR 267 and US 136 as well as 56th Street require oncoming traffic to stop for a stop arm. A stop arm is required for all two-way traffic with the exception of roadways with raised concrete or grass median separating oncoming traffic.



Vehicles lining up along bus stops in their personal vehicles should always be aware of the direction the bus travels. Please stay clear of the bus stop by at least three car lengths so the bus has ample room to continue on the route. Please do not attempt to retrieve any items dropped around the bus. In this 'danger zone' the bus driver can't see if someone is near the bus.

As your student boards the bus, please make sure they follow bus rules. Student conduct is described in the Student Handbook signed by BCSC families each year. For reference, you can find a link to the School Bus Rules at www.brownsburg.k12.in.us/student-transportation

The driver has an important job driving safely through the town. When everyone follows the rules, the driver can concentrate on the road and get students to school and home safely!