

Brownsburg Community
School Corporation

Reagan Elementary School
School Improvement Plan
2011-2012



Statutes and Rules Suspended From Operation of Reagan Elementary School:

No statutes or rules are suspended from the operation of this Reagan Elementary School.

Curriculum:

Reagan Elementary School uses the Indiana Academic Standards and the Common Core State Standards as the curricular framework. These standards can be accessed through the Brownsburg School website at www.brownsburg.k12.in.us. Curriculum teams utilize an on-going curriculum revision process. This process involves researching best practices, participating in grade level study groups, designing lessons and activities which incorporate differentiated instruction. The curriculum teams create curriculum calendars and develop common assessments. These curriculum maps and assessments are posted on the intranet for easy access for our staff members.

Name and Description and of Assessments in Addition to ISTEP+

- **Accountability Assessments:** Reagan Elementary School complies fully with the expectations regarding the administration of ISTEP+, IMAST, ISTAR, IREAD, and ECAs.
- **Phelps (PKRS-II):** A nationally normed readiness assessment used at kindergarten registration as an at-risk screener.
- **Dibels Literacy:** A nationally normed pre-reading and reading assessment used in grades K-5 as a benchmark screener and progress monitoring tool.
- **Dibels Math:** A nationally normed number operations, geometry, and measurement assessment used in grades K-5 as a benchmark screener.
- **Acuity Predictive:** A state normed ELA, Math, Science, and Social Studies assessment used in grade 3-8 & Algebra I as a formative benchmark and progress monitoring tool predictive of ISTEP+.
- **SRI:** An adaptive reading assessment that develops a Lexile aligned instructional and independent reading baseline used in grade K-8.
- **SAT:** A nationally normed college readiness assessment administered optionally in high school.
- **ACT:** A nationally normed college readiness assessment administered optionally in high school.
- **PSAT:** A nationally normed college readiness assessment and AP potential predictor administered in grade 10.

Professional Development Narrative:

- **Data Analysis**
 - Reagan Elementary School, like all BCSC schools, participates in Professional Learning Communities (PLCs) weekly to provide time, structure, and collaborative opportunity for student-centered data analysis. Working from a common curricular framework, aligned to state standards, teachers use PLC time to evaluate instructional effectiveness as measured by summative state assessments and local formative assessments of varying magnitude. Data is analyzed to determine core program effectiveness for all students, and remediative interventions necessary to close achievement gaps.
 - Attached is a school level breakdown of key data points tracked as part of our on-going cycle of improvement.

Based on spring 2011 ISTEP+ achievement, we identified some key areas of strength.

- 92% of our 3rd grade students passed Math (a 5% increase from 2010).
- 92% of our 3rd grade students passed English / Language Arts (a 1% increase from 2010).
- 83% of African-American students passed BOTH areas (a 23% increase from 2010).

Based on spring 2011 ISTEP+ achievement, we identified some key areas of weakness.

- 84% of our students passed English/Language Arts (a 2% decrease from 2010).
- 88% of our students passed Math (a 3% increase from 2010).
- Overall 81% of our students passed BOTH English / Language Arts and Math (a 1% increase from 2010).
- 81% of our 4th grade students passed Science (a 2% increase from 2010).
- Only 71% of our 5th grade students passed Social Studies (an 11% decrease from 2010).

- Our subgroup ISTEP+ data shows some specific areas of need.
 - Special Education – 36% passed BOTH areas (a 5% decrease from 2010) – this subgroup was the AYP category we did not pass.
 - Multi-racial – 56% passed BOTH areas (a 14% decrease from 2010)
 - Free / Reduced Lunch – 69% passed BOTH areas (a 9% decrease from 2010)
 - ENL – 75% passed BOTH areas (no test data for 2010)

E/LA			DIBELS Reading			
Gr.	Baseline	Goal	Gr.	Baseline	Goal	
3rd	91.75%	92%	K-5	82%	91%	
4th	87.93%	91%				
5th	73.27%	91%				

	Free and Reduced		ENL		Special Education	
3rd	78%	83%	**	91%	**	91%
4th	65%	70%	**	91%	**	91%
5th	58%	66%	**	91%	31%	50%

Math						
Gr.	Baseline	Goal				
3rd	91.75%	92%				
4th	86.21%	91%				
5th	87.13%	91%				

	Free and Reduced		ENL		Special Education	
3rd	80%	83%	**	91%	**	91%
4th	64%	70%	**	91%	**	91%
5th	60%	70%	**	91%	37%	50%

- ***Strategies, Programs, Services, and Activities***

- Reagan Elementary School delivers a strong core program built upon a clear articulation and integration of the Indiana Academic Standards and a locally developed curricular framework. Our elementary mathematics program, the University of Chicago's Everyday Math, covers the breadth of grade level appropriate content, with remediation and enrichment materials built into a well-rehearsed and scripted spiral. Additionally, all ELA teachers have been trained in the Kristina Smeken's 6+1 Trait Writing framework. That approach is the foundation for our process writing instruction. We prioritize our core Literacy and Numeracy programs. Literacy receives a full, uninterrupted 90 minute block daily. Numeracy received a full, uninterrupted 70+ minute block daily. Our chief professional development goal is to sustain these core programs through continued staff training in Everyday Math and 6+1 Trait Writing.
- Reagan Elementary School adheres to Brownsburg Community School Corporation's district RtI model. At the elementary level that entails school wide benchmark screenings in literacy and numeracy through the Dibels assessments. Students identified as at-risk (Strategic or Intensive) are progress monitored every two weeks. Additionally, they are the focus of increased scrutiny at PLC meetings. PLC data analysis is another key area of professional development that will be emphasized as this important initiative is undertaken throughout the district.
- Reagan Elementary School second step in the district's RtI process is targeted placement of at-risk students into learning labs for literacy and numeracy. The district philosophy prioritizes reading and math instruction, and students requiring intensive support forgo science or social studies to receive reading and math interventions in dedicated 30 minute long remediation/reteaching labs. Strengthening these RtI intervention strategies is a third prong of our overall professional development plan.
- Reagan Elementary School's final component of the comprehensive school improvement process is an RtI tier #3 referral. For some students, those with the most serious of academic deficiencies, additional time on task before or after school may be necessary. We're in the process of developing a tier #3 response that provides additional time, as well as substantially different remediative interventions, prior to a special education referral.

- ***Evaluation on the impact of these activities***

- On-going review of local formative assessments and standardized summative evaluations allows Reagan Elementary School staff to monitor core and RtI progress on a continual basis. Weekly, small-scale PLC review of classroom best practices informs daily practice, quarterly or triannual formative assessments serve as benchmarking screeners that calibrate anecdotal recording keeping, and high stakes summative assessments serve as a capstone evaluation of student learning and teacher content delivery.
- Teachers will develop and implement Professional Growth Plans that are designed to support classroom data, PLC Grade Level SMART Goals, and School Improvement Goals.

- ***Assurances***

- Principals have completed the IDOE Legal Standards for Accreditation assurances.

Cultural Competency

Many staff members have participated in cultural competency training through the University of Indianapolis. These staff members have presented lessons to their colleagues during staff meetings. During the past school year, Brownsburg Community School Corporation developed a new character education plan for use with all of our students. This plan incorporates the use of character traits, Olweus anti-bullying strategies, and components of cultural competency training to provide a well-rounded program which is being implemented during the 2011-2012 school year.

Reagan Elementary




	2009-10	2010-11	2011-12	2012-13	2013-14	3 Year Target
Attendance	96.90%	97.02%				97.00%
Discipline ISS/OSS/EXP	20/7/0	26/10/1				Decline Yearly
Dibels EOY Benchmark	73.50%	81.80%	91	92	93	93.00%
AYP	Yes 15/15	No 14/15				Yes
PL221	Exemplary	B (Commendable Progress)				Exemplary (A)
4-Star	No	TBD				Yes

ISTEP+ Passing Both	80.40%	81.21%	91	92	93	93.00%
ISTEP+ Passing Both -Black	60.00%	82.76%				Close 25% of GAP
ISTEP+ Passing Both -Asian	NA	87.50%				Close 25% of GAP
ISTEP+ Passing Both -Hispanic	NA	81.82%				Close 25% of GAP
ISTEP+ Passing Both -White	81.92%	81.71%				Close 25% of GAP
ISTEP+ Passing Both -Multiracial	70.00%	55.56%				Close 25% of GAP
ISTEP+ Passing Both -F/R Lunch	59.68%	68.75%				Close 25% of GAP
ISTEP+ Passing Both -Paid Lunch	85.71%	84.40%				Close 25% of GAP
ISTEP+ Passing Both -SpEd	41.38%	35.90%				Close 25% of GAP
ISTEP+ Passing Both -GenEd	84.50%	87.64%				Close 25% of GAP
ISTEP+ Passing Both -ENL	NA	75.00%				Close 25% of GAP
ISTEP+ Passing Both -NotENL	80.47%	81.46%				Close 25% of GAP
ISTEP+ Math	84.70%	88.22%	91	92	93	93.00%
ISTEP+ Math 3rd Grade	87.00%	91.75%				
ISTEP+ Math 4th Grade	75.50%	86.21%				
ISTEP+ Math 5th Grade	91.30%	87.13%				
ISTEP+ ELA	86.10%	84.39%	91	92	93	93.00%
ISTEP+ ELA 3rd Grade	91.30%	91.75%				
ISTEP+ ELA 4th Grade	79.80%	87.93%				
ISTEP+ ELA 5th Grade	85.90%	73.27%				
ISTEP+ Science (4th)	78.72%	81.03%				93.00%
ISTEP+ Social Studies (5th)	82.61%	71.29%				93.00%
IREAD Grade 3	NA	NA				100.00%


Statutory Requirements:

This plan was approved by the Brownsburg Community School Corporation's Board of School trustees on Monday, September 12, 2011.


It can be accessed easily, and in easily comprehensible language, online at <http://www.brownsburg.k12.in.us/>



Dr. Jim Snapp, Superintendent of Brownsburg Community School Corporation



Scott Chambers, Principal – Reagan Elementary School



Jennifer Laughlin, BCTA Representative